




SANITARY SOLUTIONS^{INC.}

Bulldog Fittings...Bulldog Tuff.

Sanitary Solutions Swivel Joints



Sanitary Solutions can supply you with a T316L, 1"—6" Clamp or Weld Swivel Joint in multiple styles. We can supply you with a certified 3A or non 3A swivel to meet your customer's needs.

So what does a Swivel Joint do? Swivel joints provide torsional rotation between flow lines to allow hoses to pivot to reduce stretching, twisting or bending. Notice the bearing washer and face seal—these parts are instrumental for increased load distribution on the line.

Contact us at 1-888-909-3569 or 1-855-640-7871 for more information.

www.sanitarysolutionsinc.com

Sanitary Solutions Inc.

163

1 - 888 - 909 - 3569

Prices are subject to change without notice; please call before you quote



SANITARY
SOLUTIONS^{INC.}
Bulldog Fittings...Bulldog Tuff.

Sanitary Solutions Swivel Joint Breakdown



Features & Benefits of the 3A Swivel Joint:

Clamp or Weld Connections

3A Hygienic Design

316 Stainless

360° Rotation

Temperature Range to 360°F

Polished to a 32 Ra Finish

Clean in Place

Seals: Buna, EPDM, Silicone, Viton®

Low or High Pressure

Contact us at 1-888-909-3569 or 1-855-640-7871 for more information.

www.sanitarysolutionsinc.com

Sanitary Solutions Inc.

164

1 - 888 - 909 - 3569

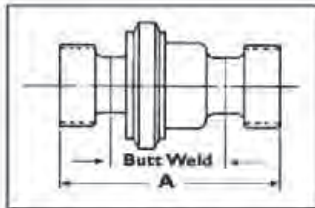
Prices are subject to change without notice; please call before you quote



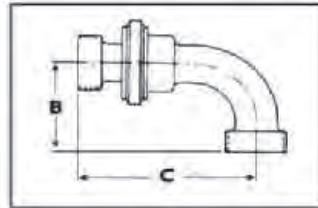
SANITARY SOLUTIONS^{INC.}

Bulldog Fittings...Bulldog Tuff.

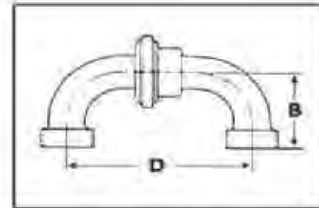
Sanitary Solutions Swivel Joint Styles



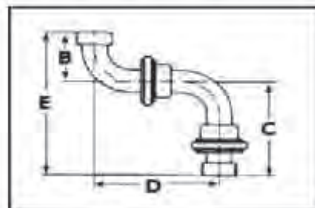
STYLE 20



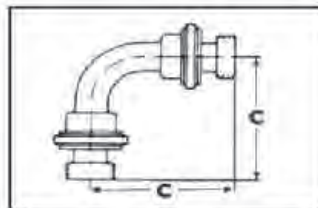
STYLE 30



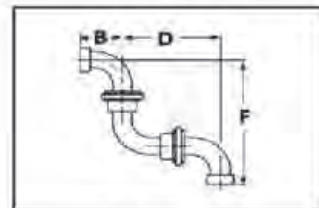
STYLE 40



STYLE 50



STYLE 60



STYLE 70

Sanitary Solutions Swivel Joint Dimensions Clamp Connections

SIZE	A	A IF BUTT WELD	B	C	D	E	F
1.5	3	2	2 3/4	4 3/4	6 1/2	7 1/2	9 1/4
2	3	2	3 1/2	5 1/2	8	9	11 1/2
2.5	3	2	4 1/4	6 1/4	9 1/2	10 1/2	13 3/4
3	3	2	5	7	11	12	16
4	5 3/16	2 15/16	6 5/8	9 5/16	14 15/16	15 15/16	21 9/16

Thread Connections

SIZE	A	A IF BUTT WELD	B	C	D	E	F
1.5	3 7/16	2	2 21/32	4 31/32	6 1/2	7 15/16	9 17/32
2	3 7/16	2	3 23/32	5 23/32	8	9 7/16	11 23/32
2.5	3 9/16	2	4 17/32	6 17/32	9 1/2	11 1/16	14 1/32
3	4 11/16	2	5 11/32	7 11/32	11	12 11/16	16 11/32
4	5	2 15/16	7 1/32	9 31/32	14 15/16	17	21 31/32

www.sanitarysolutionsinc.com

Sanitary Solutions Inc.

165

1 - 888 - 909 - 3569

Prices are subject to change without notice; please call before you quote